


# New York State Department of Environmental Conservation

## Division of Fish, Wildlife and Marine Resources, Region 3

21 South Putt Corners Road, New Paltz, New York 12561-1620

Phone: (845) 256-3098 • FAX: (845) 255-4659

Website: www.dec.state.ny.us



Alexander B. Grannis  
Commissioner

### Electric Bear Exclusion Fence (Example Design & Set Up Info) Size 25' X 25'

#### Power Supply:

##### For Battery Powered Fencers:

- Put inside enclosure
- Put fencer on post (2½' high) with battery under it, (on board or in plastic case) and ground rod beside it. (Cover all with plastic garbage can slit up one side for 'hot' wire to fence)

\*Fencer: Should have 5000V+

Note: modern fencers have very high voltage, & very low amperage, 'Effective, but Safe'.

Example - Gallagher B75 (Battery)  
Gallagher M100 (Plug in)

#### Posts:

- 6-8' spacing
- Note: gates with Gallagher spring gates longer, wire or polywire 10' max.
- Corners braced if using tight wire.
- Set in pipes if need to be removeable.

#### Wire/Polywire:

- (4) Strands
- On outside of posts
- Spacing from ground; 6", 12", 24", 36".
- All wires connected at several points, including beside fencer connection.

#### Materials (basic): (As per Diagram)

- |  |        |
|--|--------|
| -Posts (or Gallagher Insul timbers 5')       | 15     |
| -Insulators (Or Gallagher Insul timber pins) | 1 pkg  |
| -Polywire (Or Wire)                          | 1 roll |
| -Gate Handles (or Gallagher spring gates)    | 4      |
| -Electric fence signs                        | 5      |
| -Gate Anchors                                | 4      |
| -Fencer - M100                               | 1 or   |
| - B75/ 12V Marine battery                    | 1      |
| -Ground Rod (4')                             | 1      |
| -Ground Clamp                                | 1      |
| -Hot Wire (insulated)                        | 1      |

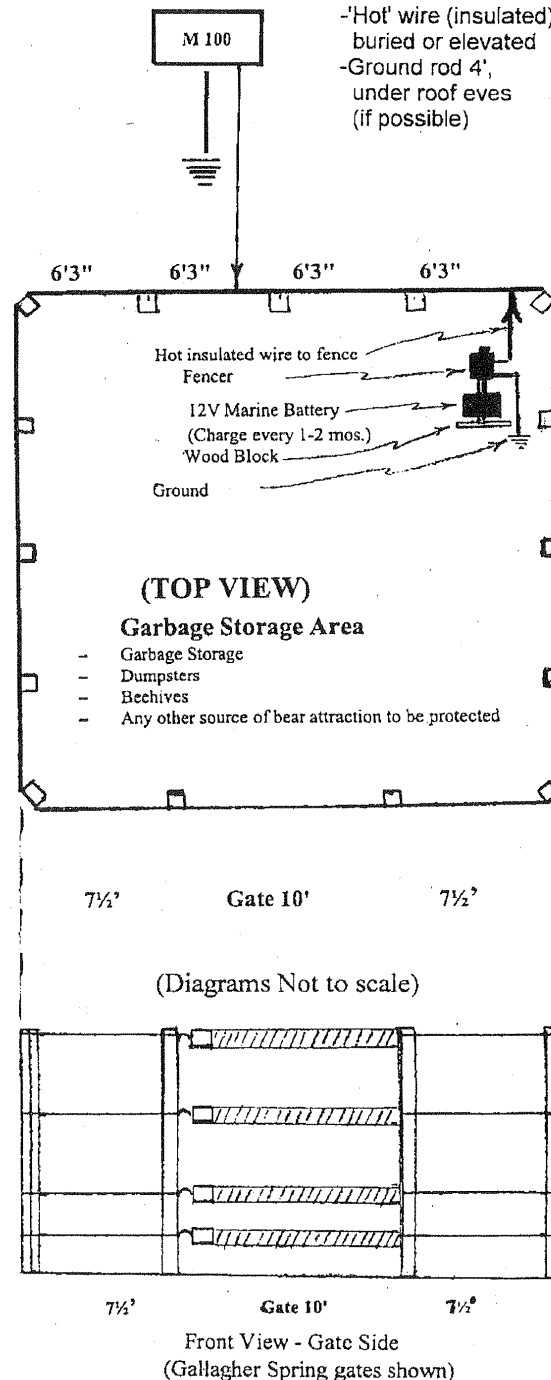
Cost: Approx: \$280 (No annual cost)

#### Note:

Gallagher materials were referenced because they are readily available throughout the state and have been used and displayed excellent quality, and are sold by persons offering technical advice, the builder should buy and use any quality materials he chooses and many other quality brands are no doubt available.

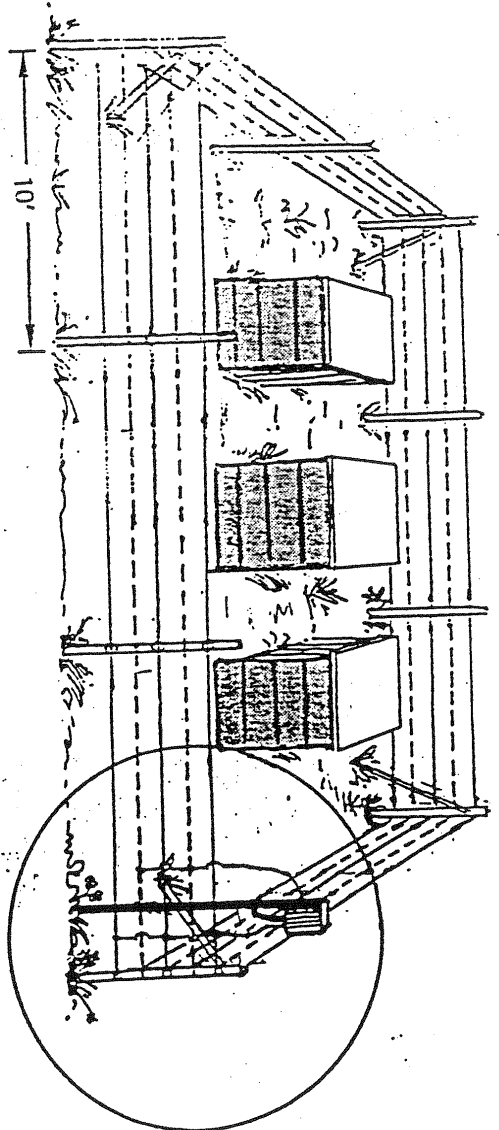
#### Plug-In Fencer Set Up:

- Fencer in sheltered location
- 'Hot' wire (insulated) buried or elevated
- Ground rod 4', under roof eaves (if possible)

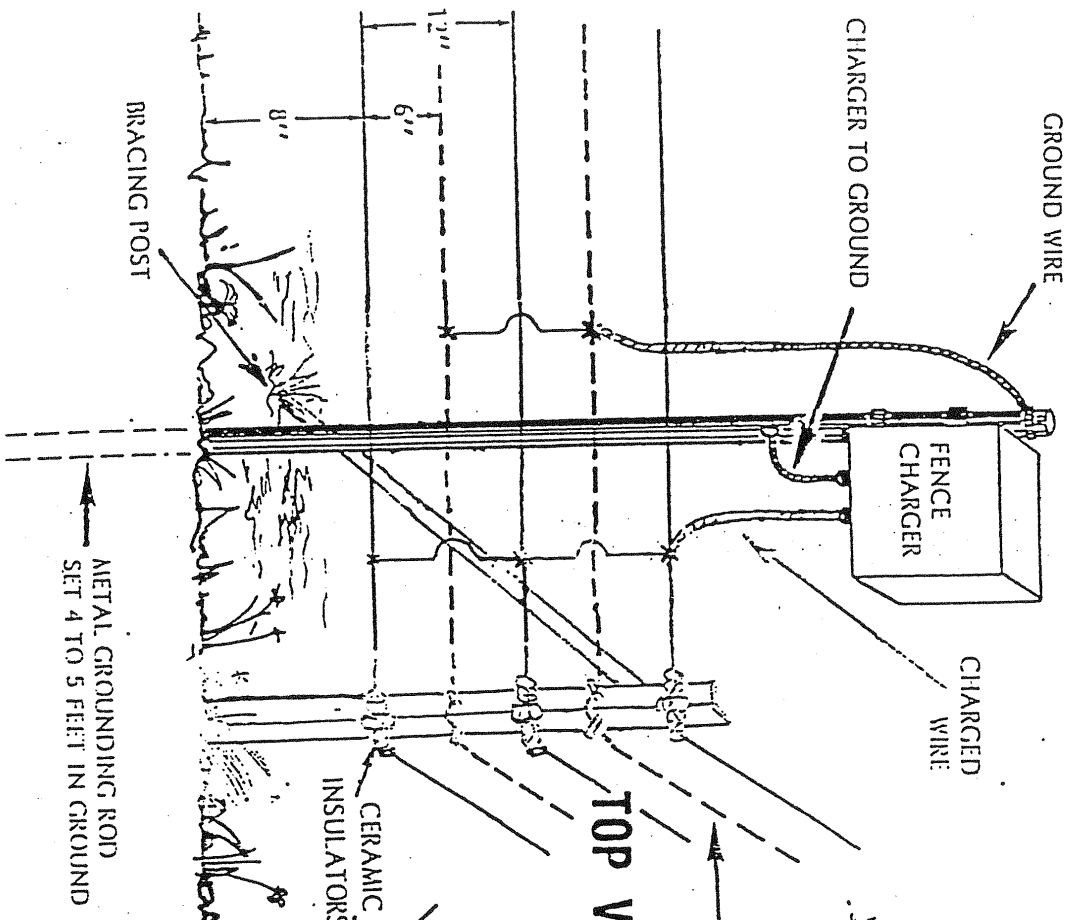


# ELECTRIC FENCE FOR PREVENTION OF BEAR DAMAGE TO APIARIES (TEMPORARY)

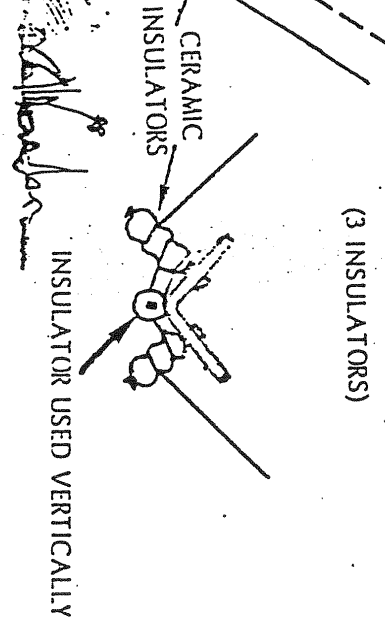
PROPERLY FENCED APIARY



## ENLARGED VIEW OF CORNER CONSTRUCTION



## TOP VIEW OF CORNER POST



SEE ENLARGED VIEW